

BCD180 Knot filler applicator



- | | | |
|---|----------------------------|-------------------|
| ● | Dimensions | 220x170x35 mm |
| ● | Operating voltage | 220-240 V, 50 Hz |
| ● | Weight | 250 g |
| ● | Process temperature | 190 °C |
| ● | Adhesive | Knot filler 12 mm |
| ● | Melting capacity | 0,3-0,6 kg / hour |

Dealer



WOOD REPAIR KIT

Easy - Quick - Safe - Perfect!




Green & Safe

BCD180 Knot filler applicator



- | | | |
|---|----------------------------|-------------------|
| ● | Dimensions | 220x170x35 mm |
| ● | Operating voltage | 220-240 V, 50 Hz |
| ● | Weight | 250 g |
| ● | Process temperature | 190 °C |
| ● | Adhesive | Knot filler 12 mm |
| ● | Melting capacity | 0,3-0,6 kg / hour |

Dealer



WOOD REPAIR KIT

Easy - Quick - Safe - Perfect!



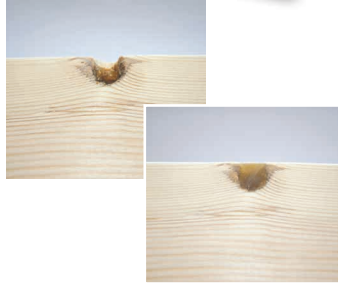
Green & Safe

Knot filler

The best solution for wood repairing. The Knot filler is simultaneously hard, yet flexible, highly adhesive and durable.


The Knot filler is specially designed for wood repair, and it is suitable for repairs of all wood types and segments. Is very suitable for knots, long cracks and for difficult repairs on curves and edges. The knot filler is flexible and will contract and expand with the wood.

The repair is very easy and fast to use, takes only seconds! The filler can be stained, oiled or varnished, and it is frost resistant and flexible. Ecological and non-toxic product.



The sticks are 150 mm long with a diameter of 12 mm. The compact bag is packed with 8 sticks.

The Knot filler compact bags are available as single colours and as two mixed variations.




Instruction



Pick a colour and seal the bag tightly after use.



Place the stick into the back of the pre-heated applicator.



Apply the Knot filler into the knot or damage.



Place a chisel or a piece of metal on top to cool down quickly.



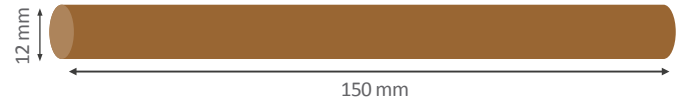
Remove the excess filler with a chisel or a cutting tool.



Use sanding paper to prepare the repair for surface treatment.

Please note!

- Never lay the applicator sideways - always upright position.
- Never pull a stick out of the applicator. Use a new stick.
- Tighten the nozzle once every week.
- Close aluminum bag tightly after use.


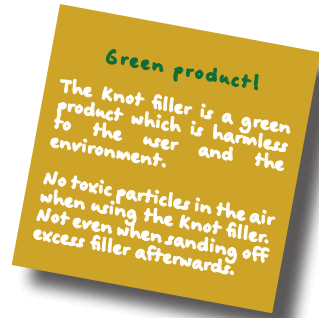


Knot filler

The best solution for wood repairing. The Knot filler is simultaneously hard, yet flexible, highly adhesive and durable.

The Knot filler is specially designed for wood repair, and it is suitable for repairs of all wood types and segments. Is very suitable for knots, long cracks and for difficult repairs on curves and edges. The knot filler is flexible and will contract and expand with the wood.

The repair is very easy and fast to use, takes only seconds! The filler can be stained, oiled or varnished, and it is frost resistant and flexible. Ecological and non-toxic product.



The sticks are 150 mm long with a diameter of 12 mm. The compact bag is packed with 8 sticks.

The Knot filler compact bags are available as single colours and as two mixed variations.




Instruction




Pick a colour and seal the bag tightly after use.




Place the stick into the back of the pre-heated applicator.



Apply the Knot filler into the knot or damage.



Place a chisel or a piece of metal on top to cool down quickly.



Remove the excess filler with a chisel or a cutting tool.



Use sanding paper to prepare the repair for surface treatment.

Please note!

- Never lay the applicator sideways - always upright position.
- Never pull a stick out of the applicator. Use a new stick.
- Tighten the nozzle once every week.
- Close aluminum bag tightly after use.

